




















The background of the page is a solid teal color. It features several large, overlapping white geometric shapes, including circles and polygons, which create a modern, abstract pattern. The shapes are positioned primarily on the left and bottom-left sides of the page.

MATERIALS &  
FINISHES

# MATERIALS & FINISHES

## METAL / ELECTROSTATIC POWDER COATED


			
WHITE RAL 9016	SILK GREY RAL 7044	TAUPE G 876	GREY G 458
			
ANTHRACITE RAL 7016	BLACK RAL 9005	CEMENT GREY RAL 7033	GREEN GREY RAL 7009
			
PRECIOUS SAND	METALLIC EARTH	BEIGE RED RAL 3012	TERRACOTTA RAL 8004
			
PASTEL VIOLET RAL 4009	TOMATO RED RAL 3013	BLACK RED RAL 3007	NORDIC LICHEN
			
STEEL BLUE RAL 5011	GOLD	BRONZE	

## WOOD

			
WHITE RAL 110-1 (ASH)	SILK GREY RAL 7044 (ASH)	TAUPE G 876 (ASH)	GREY G 458 (ASH)
			
ANTHRACITE RAL 7016 (ASH)	BLACK RAL 9005 (ASH)	CEMENT GREY RAL 7033 (ASH)	GREEN GREY RAL 7009 (ASH)
			
PRECIOUS SAND (ASH)	LIGHT MOCHA (ASH)	DARK MOCHA (ASH)	NATURAL (ASH)
			
METALLIC EARTH (ASH)	BEIGE RED RAL 3012 (ASH)	TERRACOTTA RAL 8004 (ASH)	TOMATO RED RAL 3013 (ASH)
			
BLACK RED RAL 3007 (ASH)	PASTEL VIOLET RAL 4009 (ASH)	NORDIC LICHEN (ASH)	STEEL BLUE RAL 5011 (ASH)

# MATERIALS & FINISHES


## VENEER



WHITE  
RAL 110-1 (ASH)



SILK GREY  
RAL 7044 (ASH)



TAUPE  
G 876 (ASH)



GREY  
G 458 (ASH)



ANTHRACITE  
RAL 7016 (ASH)




BLACK  
RAL 9005 (ASH)



CEMENT GREY  
RAL 7033 (ASH)



GREEN GREY  
RAL 7009 (ASH)



PRECIOUS SAND  
(ASH)




LIGHT MOCHA  
(ASH)



DARK MOCHA  
(ASH)



NATURAL  
(ASH)



BEIGE RED  
RAL 3012 (ASH)



NEW  
METALLIC EARTH  
(ASH)




TERRACOTTA  
RAL 8004 (ASH)



NEW  
TOMATO RED  
RAL 3013 (ASH)



BLACK RED  
RAL 3007 (ASH)



NEW  
PASTEL VIOLET  
RAL 4009 (ASH)



NORDIC LICHEN  
(ASH)



NEW  
STEEL BLUE  
RAL 5011 (ASH)

## LACQUER



WHITE  
RAL 9016



SILK GREY  
RAL 7044



TAUPE  
G 876



GREY  
G 458



ANTHRACITE  
RAL 7016



BLACK  
RAL 9005



CEMENT GREY  
RAL 7033



GREEN GREY  
RAL 7009



PRECIOUS SAND



BEIGE RED  
RAL 3012



NEW  
METALLIC EARTH



TERRACOTTA  
RAL 8004



NEW  
TOMATO RED  
RAL 3013



BLACK RED  
RAL 3007



NEW  
PASTEL VIOLET  
RAL 4009



NORDIC LICHEN



NEW  
STEEL BLUE  
RAL 5011

# MATERIALS & FINISHES

## GLASS



SANDY CLEAR



EXTRA CLEAR



SMOKY



BLUE



BRONZE



BLACK PAINTED




WHITE PAINTED

## LAMINATE



3190  
BLACK



3097  
POLAR WHITE



3151  
BEIGE GREY



3242  
MIDNIGHT ASH



4481  
WALNUT OPERA



4662  
SARATOGA CREAM

## FENIX




NERO INGO  
0720



BIANCO MALE  
0029

## COMPACT LAMINATE




BLACK



WHITE


## MARBLE




TOROS  
BLACK



CARRARA  
WHITE



CHERRY  
RED




TAIWAN  
GREEN

# MATERIALS & FINISHES

## POLYPROPYLENE

---



SILK GREY  
RAL 7044



TAUPE  
G 876



ANTHRACITE  
RAL 7016



NORDIC LICHEN

## NATURAL STONE - NEOLITH

---



CALACATTA  
GOLD - SILK



PIETRA DI  
LUNA - SILK



PIETRA DI  
OSSO - SILK



CEMENT - SATIN



NERO ZIMBABWE -  
RIVERWASHED